

Flow Rate, Chlorine Reduction and Health Benefits

The Aquasana Deluxe Shower Filtration System is designed to produce the highest quality water possible with the least amount of pressure loss. **Aquasana's patented two stage filter cartridge** substantially reduces chlorine and other chemicals present in tap water.

In compliance with California State Law, this system has a maximum flow rate of 2.5 gallons per minute. The Aquasana adjustable shower head can be adjusted to the desired pressure while still conserving water usage.


The filter cartridge will filter up to 10,000 gallons of water and should be replaced every 6 months per instructions. Enclosed with this product is the Aquasana "Water 4 Life" ® auto-ship form for added savings and convenience.

Removing chlorine from shower water offers very noticeable cosmetic benefits. Chlorine robs our skin and hair of the natural oils that retain moisture and elasticity. Without the harsh effects of chlorine you will experience softer, healthier skin and hair... like showering in natural spring water.

Other than the immediate cosmetic effects, shower filtration offers significant health protection and benefits. Inhalation of chlorine with steam and skin absorption while showering have been linked to breast, colon and bladder cancer as well as asthma. Chlorine is a poison, and while its effects are tolerated in order to prevent water borne disease from bacteria, it is well documented and understood that it has dramatic adverse health effects. See www.Aquasana.com for specific data reports on this subject.

Thank you for choosing Aquasana!

866-NO-BOTTLE
www.aquasana.com
Sun Water Systems, Inc.
6310 Midway Rd.
Haltom City, TX 76117
Made in the U.S.A.



AQ - 4100

Deluxe Shower Filtration System

Installation Instructions

1 Unpack Contents

Package Contains:

- Filter System assembly; which includes the upper filter body and threaded cartridge (already assembled).
- Deluxe Aquasana Shower Head
- Instructions and Warranty
- "Water 4 Life" ® Auto-Ship Form

2 Remove the plastic shipping plugs

from the inlet and outlet of the filter system and make sure the white rubber washer is in place in the chrome swivel inlet connector.

3 Remove your existing shower head

from the shower supply pipe.

4 Attach the assembled filter system

to the supply pipe as shown in **figure A**. While holding the shower filter in a stationary position, thread the chrome swivel collar onto the shower pipe by turning clockwise. Tighten the connector finger tight, and then, using a pair of pliers, turn an additional 1/4 turn or until the filter system retains a firm position.

Over tightening may cause the washer to compress into the inside of the shower pipe, resulting in leakage around the connector. If this occurs, remove swivel collar from pipe, reinstall the washer and reconnect the shower pipe.

5 Flush and activate the filter.

Once the filter unit is installed in the proper position it is time to flush and activate the filter cartridge.

6 Use cold water

for the initial flushing, **see "NOTE" below for flushing precaution**. After the water has turned clear, adjust the temperature up to a normal shower temperature. Notice that there is a slight delay in temperature adjustment due to the volume of water in the filter; take this delay into account when making temperature adjustments.

Make slight adjustments and wait 30 seconds for temperature change. Run water until clear and then turn off and back on several times. Repeat this procedure until the initial surge of water is free of discoloration.

7 Attach the shower head

to the filter body as shown in **figure B**.

Enjoy the benefits of showering in healthy, chlorine free water!

8 Warranty Registration

It is very important to complete and return the enclosed warranty registration form. By completing this form and returning it, you activate the 100 day replacement warranty, which covers defects in materials and workmanship.

The enclosed warranty registration card also explains our award-winning "Water 4 Life"® program and lifetime product warranty. As this program offers great benefits and savings, we strongly recommend that you review and consider joining the "Water 4 Life"® program.

9 "Pure Satisfaction"

All Aquasana products offer a 60 day 100% money back guarantee. If for any reason you are not satisfied with your purchase, simply call us, or the dealer you purchased from, for a return merchandise authorization number and a full refund will be promptly issued upon return.

866-NO-BOTTLE

figure A

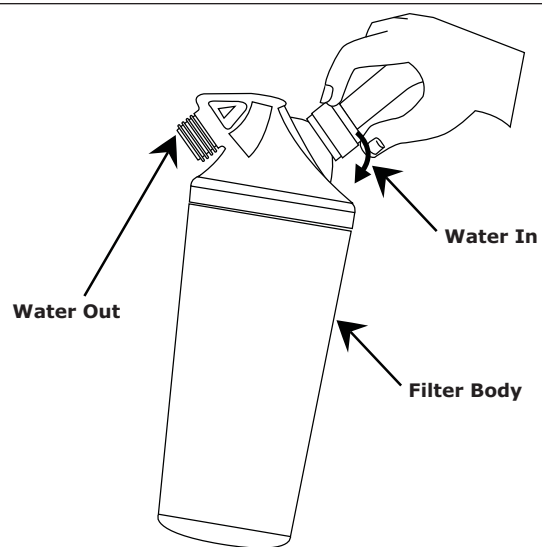



figure B



NOTE

The initial surge of water will be discolored due to carbon fines and may soil your shower stall. It is recommended that you capture the first 1-2 gallons of water in a bucket. This carbonized water is very beneficial to plants and the environment and can be discarded in a plant bed or down the drain.